

# Asian MEDICAL JOURNAL

Vol. 2 No. 4

April, 1959



for  
*Hypochromic anemia*  
**GURONSAN-Fe**

(ferrous glucuronate)

CHUGAI PHARMACEUTICAL CO., LTD.  
3-3, HONCHO, NIHONBASHI, CHUO-KU, TOKYO.



## Editor's Note

Sadataka TASAKA, M. D.  
*Professor of Tokyo University*

More than sixty years have elapsed since the inauguration of Japan Medical Congress, and during those times Japanese medical science has reached the world level, a number of valuable researches having been published. It is believed that the 15th General Assembly of Japan Medical Congress has promised a bright prospect for future of Japanese medical circle. Main themes adopted by the Assembly were taken up in the form of symposium. Those themes received studies and speeches on the part of specialists from 48 scientific meetings of Japan Medical Congress, and consequently they seemed to bring about more results than expected.

In addition there was held in Tokyo on this occasion the First Confederation of Medi-

cal Associations of Asia and Oceania, where delegates participated from Philippines and other Southeastern Asian countries. To our great pleasure, this fact has augmented the fruits of the Assembly.

Heartfelt gratitude must be expressed towards authorities who attended the Assembly from all over the world, as well as members of the Assembly amounting to 25,000 in number.

Moreover, our sincere thanks must be extended to Dr. R. P. Gonzalez, President of Philippine Medical Association, who was pleased to take a seat in the editorial advisory board in agreement with the purposes of this journal.



**LEADING DEPARTMENT STORE  
IN THE ORIENT**

MAIN STORE :  
1-7 Muromachi, Nihonbashi, Chuo-ku, Tokyo.

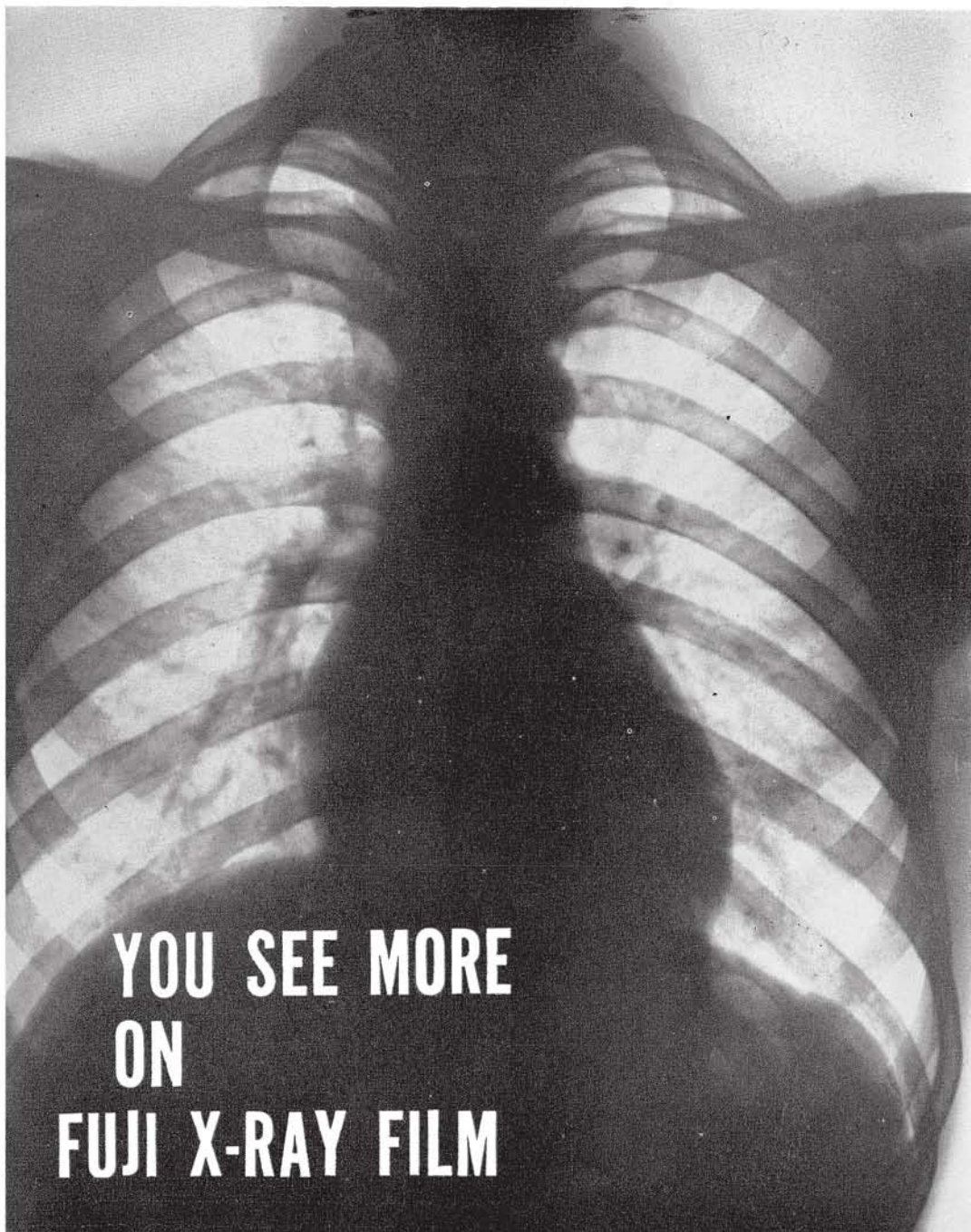
BRANCHES :  
Ginza, Shinjuku, Ikebukuro, Marunouchi (Tokyo) Osaka  
Kobe, Kyoto, Takamatsu, Matsuyama, Sendai, Sapporo



**MITSUKOSHI**  
DEPARTMENT STORE

Mitsukoshi today continues to set an unparalleled standard in excellency of goods, fair prices and superior service, and enjoys the patronage of more than 100,000 customers every day.





# YOU SEE MORE ON FUJI X-RAY FILM

By combining high contrast and fine grain, Fuji X-ray Film gives clear tone separation. This enables more positive diagnosis, particularly in suspect areas of low contrast.

Fast speed of this film ensures minimum exposure to the patient. For example, dose rate on chest X-rays (chest thickness 9.8 in.) at FPD 72 inches is 65 Kvp 10 mAs. (with Kyokoku MS intensifying screen).

To see the benefits of working with Fuji X-ray Film, order a trial box from your supplier. Available in all standard sizes.



**Fuji Photo Film Co., Ltd.**  
Ginza Nishi, Tokyo

# Asian MEDICAL JOURNAL

A Journal of Medical Sciences of Japan and Asian Countries

Vol. 2 No. 4

April, 1959

## Editor

Sadataka TASAKA

## Editorial Advisory Board

Takeo TANIYA, M. D.

Katsuma ABE, M. D.

Taro TAKEMI, M. D.

R. P. GONZALEZ, M. D.

Morizo ISHIDAT, Phar. D.

Ko INOUY, M. D.

Nobukatsu SHIMADA, M. D.

## Associate Editors

Taizo KUMAGAI, M. D.

Yoneji MIYAGAWA, M. D.

Tatsuo KARIYONE, Phar. D.

Toshio KUROKAWA, M. D.

Saburo KOJIMA, M. D.

Ansei AOYAGI, M. D.

Yoshitaka KOMIYA, M. D.

Yuzo TAZAKI, M. D.

Tomizo YOSHIDA, M. D.

Osamu KITAMOTO, M. D.

Hamao UMEZAWA, M. D.

Susumu HIBINO, M. D.

Yoshihiko KOGA, M. D.

Takio SHIMAMOTO, M. D.

Kunio OOTA, M. D.

Toshio TORII, M. D.

Rinzo HIGAKI, M. D.

Seiichiro SEKI, M. D.

Jo O o, M. D.

## Board of Editors

Yawara YOSHITOSHI, M. D.

Gizo ITAGA, M. D.

Kohei TOYOKAWA, M. D.

Yoshio SAKURAI, Phar. D.

Motoyuki HAYASHI, M. D.

Yoshiharu ISEI, M. D.

Photograph on the front cover shows delegates in the 1st Confederation of Medical Associations of Asia and Oceania at Imperial Hotel (Drs. T. Tamiya, R. P. Gonzalez and T. Takemi)

## CONTENTS

Editor's Note.....	S. Tasaka... 1
Festival of the medicine opened with cherry blossoms .....	5
His Imperial Majesty the Emperor's words.....	6
Opening address to the 15th General Assembly of Japan Medical Congress .....	S. Uchimura... 8
Welcome Message to the 15th General Assembly of Japa Medical Congress .....	T. Takemi... 11
Congratulatory address.....	R. P. Gonzalez... 12
Message to the 15th General Assembly of Japan Medical Congress.....	A. Schwertzer... 14
Ethic of the Medicine.....	S. Koizumi... 15
The exposition at Tokyo Trade Center.....	19
The closing ceremony finished at the accompaniment of the music "light of fireflies" .....	29
The First Confederation of Medical Associations of Asia and Oceania opened.....	30
Exhibition of materials on the medical history of Japan.....	44
Outline of the 34th General Assembly of Japan Dental Machine Congress.....	46
The 2nd WHO Dental Health Seminar .....	S. Ochiai... 47

## JAPAN MEDICAL PUBLISHERS, INC.

1, 2-chome, Kanda-Nishiki-cho,  
Chiyoda-ku, Tokyo.  
Tel: (29) 8832

President: Takashi Okada

Directors: Dai Kotake, Toshio Itoh, Torao Asano.

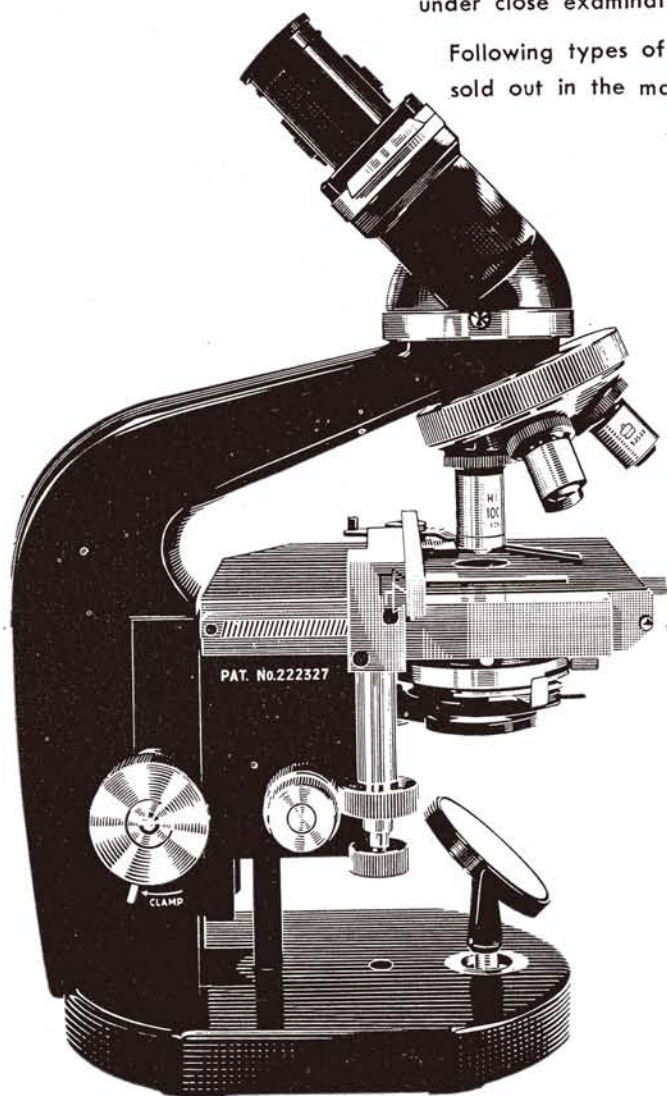
Subscription Rates: Single issue, US \$1.00, £0-7-2;  
12 issues US \$12.00, £4-6-0 including postage.  
UNESCO Coupon acceptable.



# World Established NIPPON KOGAKU'S MICROSCOPES

It is an expression of the traditional technical conscience of our Company that Nippon Kogaku Microscopes are designed under strict plan and minute calculation to ensure their unsurpassable quality and durability. These are manufactured only after a large sum of costs and troubles expended on experiment and research of their performance, material quality, proof wear, proof heat and proof cold. Products are sold under close examination.

Following types of Nippon Kogaku Microscopes are now sold out in the market.



#### Microscope Model S

Trinocular, Binocular, Monocular, with graduated rectangular mechanical or circular floating stage. Range of Magnification: 20X-1500X

#### Microscope Model J

Monocular, with circular floating stage.  
Range of Magnification: 50X-1500X

#### Microscope Model H

Monocular, inverted optical system.  
Range of Magnification: 40X-1000X

#### Polarizing Microscope

##### Model POH

Chiefly used for researches in mineral lithology.  
Range of Magnification: 20X-400X

#### Stereoscopic Microscope

##### Model SM

Three dimensional image obtained with 3 pairs of inclined binocular eyepieces.  
Range of Magnification: 6X-60X

#### Accessories:

Fluorescence Microscope Attachment, Dark field Condenser, Microscope Lamp, Micrometer Eyepiece, Objective Micrometer, Ocular Micrometer, Filer Micrometer Eyepiece, Photomicrographic Attachment, Phase Contrast Equipment etc.

## NIPPON KOGAKU K. K.

Oi-Morimae-cho, Shinagawa, Tokyo



## The festival of the medicine opened with cherry blossoms

The 15th General Assembly of Japan Medical Congress was commenced grandly and solemnly with the gracious presence of Their Imperial Majesties the Emperor and the Empress in the Metropolitan Gymnasium in the morning of April 1, and it held scientific sessions for five consecutive days.

There were long winding queues waiting for admission in front of two entrances of the assembly hall at 8 o'clock a.m., and even such a great hall was already crowded with attendance exceeding 10,000 people at 9 o'clock.

Arrival of Princess Chichibu was greeted with a general clapping of hands at 9.55 o'clock, and "Opera Tanhoizer's Overture" by N. H. K. Orchestra under baton of Mr. Wilhelm Schhiter beginning at 10 o'clock, as appointed, plunged the audience into the silent ecstasy. At 10.40 o'clock Premier Kishi, Speaker of the House of Representatives Kato, Minister of Welfare Sakata, Chairman of Japan Science Council Kaneshige, G. Domagk, R. P. Gonzalez and many others seated themselves.

At 10.50 o'clock in the solemn performance of the national anthem "Kimigayo" and all attendants standing up for greeting, Their Imperial Majesties appeared before a gilt folding-screen in the center of the platform. It was on this impressive moment that the historical ceremony was opened.

President Uchimura began the assembly by addressing to the effect that the mission of physicians in offering relief hands to the sick was based on their inevitable sympathy towards the weak and the poor, and that they were responsible for championship of humanitarianism and world peace. Especially in the end of his address he read a letter of Dr. Albert Schweitzer, winner of the Nobel Peace Prize, saying that he could not



attend the assembly from some circumstances, but he would express much respect for it.

Then Chief of the Preliminary Committee Miki reported registered members of this assembly amounted to 25,000 in number, and then a welcome

address was delivered by President of Japan Medical Association Takemi.

Then there were congratulatory addresses from guests. Premier Kishi hoped that the Assembly would go a long way towards advancement of human welfare and leave great achievements in the field of the medicine. Chairman of Japan Science Council Kaneshige believed that the Assembly could contribute much to the progress of the medicine, and he insisted on this occasion (clapping of hands heard in the hall) that financial side of scientific researches should be understood by the government, thereby hoping the next Assembly to be improved to the higher level. Later there were greetings from President of the Confederation of Medical Associations of Asia and Oceania, Dr. G. Domagk (Chief of Bayern Laboratory), and Dr. W. Walters (Mayo Clinic).

Finally His Majesty the Emperor's words, as indicated in another place, were addressed to the audience. After Their Imperial Majesties retreated from the hall in the performance of the national anthem and with respectable send-offs of the audience, the ceremony was for a while closed at 11.20 o'clock. Then a lecture on ethics of the medicine was made by Dr. Shinzo Koizumi. Just at 12 o'clock the formal meeting was completely finished. It is believed that all physicians assembled for this ceremony, finding much delight and pride in their profession, were determined to fulfill their mission.



Their Imperial Majesties the Emperor and the Empress and Princess Chichibu at the Assembly Hall.

### His Imperial Majesty the Emperor's Words

It is one of my greatest pleasures to meet with you in the hall on the occasion of the opening ceremony of the General Assembly of Japan Medical Congress to-day.

I think that progresses and developments in the medicine have contributed much towards promotion of human welfare, and I also express much respect for a number of splendid achievements which have been accomplished in this field of indefatigable researches.

I extend my earnest hope for you to make your further efforts in cooperation towards fulfillment of the mission.





Their Imperial Majesties retreating (led by President Uchimura).



NH K Orchestra conducted by Mr. Wilhelm Schhiter.

## Opening Address to the 15th General Assembly of Japan Medical Congress

S. UCHIMURA

*President, the 15th Assembly of Japan Medical Congress.*

It is the greatest honor for all attendants that the 15th General Assembly of Japan Medical Congress is honored with the gracious presence of their Majesties the Emperor and the Empress at the opening ceremony of to-day. And it is also the greatest privilege for us that the General Assembly receives attendance of Princess Chichibu, State Ministers, domestic and foreign notables, as well as of distinguished scholars come from Europe and America on this occasion and of many physicians of various Asian countries to attend the First Congress of the Confederation of Medical Associations of Asia and Oceania held simultaneously. I express my heartfelt gratitude for a number of physicians who have participated from all over the country in favour of the General Assembly.

The General Assembly has been one of greatest feasts in the medical world of Japan convened every four years and almost regularly for about sixty years in the past, and has upheld its constant aim. Namely it has been the aim of the Assembly to synthesize yearly specializing medicines. As in the field of other sciences, so in that of the medicine proper repetition of specialization and integration has brought about sound developments. Especially in the highest purpose of upholding life of the human being the medicine has much to do with every science, and as a result integration as well as specialization are more required than anything else.

As the medicine has recently made a remarkable progress in knowledges and techniques, more emphasis has been placed upon the integration and specialization, and so the Assembly has assumed more significance. Moreover, the postwar development in means of communication has greatly facilitated exchange of knowledges between nations, re-

sulting in enlarged scope and substantial content of the Assembly. It is without doubt that medical researches in Japan have been accredited with much value at international congresses on the medicine not only owing to achievements made by effort of Japanese medical specialists, but also to facilitated exchange of knowledges with foreign countries.

Such is present state of affairs in the medical circle of Japan, and the Assembly, treading in seniors' footsteps, has contemplated realizing the integration even by inviting efficient scholars from foreign countries. Accordingly with this object in view 87 main themes have been put forward on the agenda of the Assembly which consists of 48 scientific meetings, and these are to be discussed from standpoints of specialists inclusive of foreign efficient researchers.

My great gratitude is indebted to those and chairmen interested in scientific meetings who have continued to co-operate for this aim during preliminary term of past four years. In addition I thank very much for chairmen of sections, special lecturers exceeding 500 persons in number and foreign scholars amounting to 50 persons, who have gone out of their way to respond to orders from the Assembly. I hope sincerely that fundamentals of problems may be grasped from many sided and general standpoints by participants and applied in future researches and daily treatments.

Medical knowledges and techniques are making a remarkable progress, and physicians must lose no time in meeting with the circumstances. On the other hand some reflections must be given to the meaning of medicine commonly called art of benevolence. The essence of medicine goes back in remote history of medical techniques, and I am firmly convinced that so for as physicians

are concerned, they must take an interest in this way even in the most materially civilized state of affairs of contemporary times.

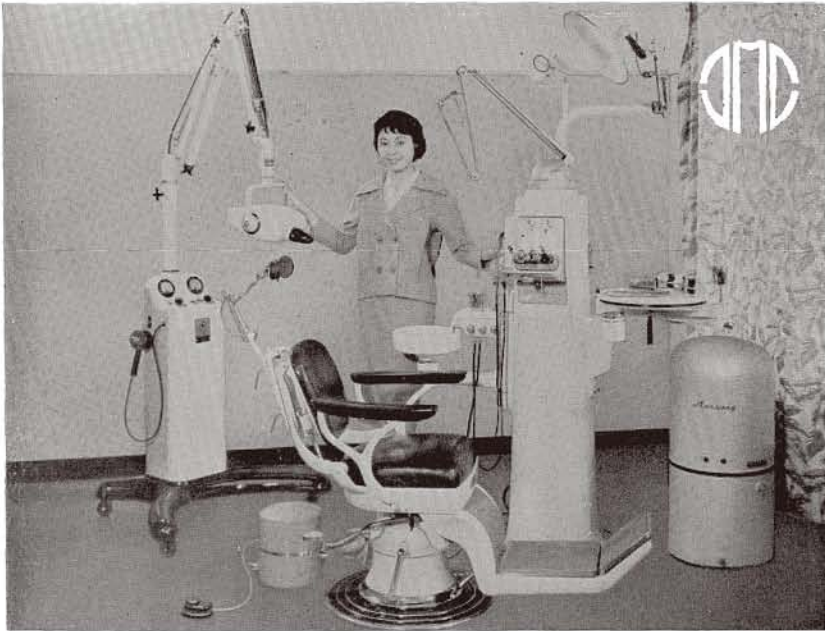
If any one concerned in medical science, captured by regard for material civilization, seeks for inappropriate profit and honor, it means the ruin of the medicine.

The mission of physicians in offering a warm and relief hand to the sick is based upon their inevitable sympathy towards the weak and the poor, and every one interested in the medicine is bound to take a responsibility for promoting humanitarianism and world peace. And such mission is considered to be greatly important even in view of present circumstances. It is mainly intended for this reason that Dr. Shinzo Koizumi has been asked to be present here for making a lecture on ethics of the medicine.

Among physicians Dr. Albert Schweitzer has been asked to visit Japan for making a lecture on this problem. As you have already known, he although gifted with unparalleled abilities in philosophy and art, has spent his whole life in medical treatment of aborigines in Africa, and gained the Nobel Peace Prize by this meritorious effort.

To my great regret, however, he has been prevented from attending owing to his unavoidable circumstances. The noted philanthropist, expressing much interest and sympathy towards the ethics of medicine taken up by the Assembly, has sent a significant message.

Herein I finish the opening address by expecting all members burdened with this higher mission to get many fruits from the Assembly.



Over  
40 years  
of  
Service  
to  
Dentistry

J. MORITA DENTAL MFG. CO., LTD.

3-3 NISHI-GINZA, TOKYO • 4 CHOME JUNKEIMACHI, OSAKA





Crowded Assembly Hall of the 15th General Assembly of Japan Medical Congress.



Interior Scene of the Assembly Hall (Metropolitan Gymnasium).

## Welcome Message to the 15th General Assembly of Japan Medical Congress

Taro TAKEMI

*President, Japan Medical Association*

It is thought that there are three great duties to be performed by physicians.

The first one is for the humankind, because the medicine is in common ownership of all humankind. The second one is for the fatherland. It is a duty for physicians to consider medical treatments in conformity to realities of their respective countries. The third one is for the posterity. It is necessary to hand down a better reconstructed medical world to posterity.

The 15th General Assembly of Japan Medical Congress is to be held on and from to-day, as a matter of fact, to fulfil these three duties. It is a great privilege for us that 49 most respectable scholars have attended the Assembly from various countries of the world, and I express my heartfelt gratitude for them.

At present when Japanese physicians seem to undergo the worst circumstances in the field of medical researches with the extension of the medical care insurance, I believe firmly that the Assembly proves itself effective to inspire all researchers and physicians throughout the country with redoubled courage.

Japan Medical Association was reorganized in the shape of medical association of the democratic nation in 1947, and on that occasion Japan Medical Congress amalgamated with the scientific section of the former. This is the third assembly ever since, where 500 items are to be put forward on the agenda under 87 main themes, and there will be participants exceeding 30,000 persons in number.

This is a festival for all physicians of Japan in the name and reality. Japan Medical Association will do its utmost efforts to direct such achievements of researchers towards improvement of the national welfare.

Medical associations of the world must do everything in their power in cooperation so that the social medicine may go a long way towards development of the medicine and improved life of all nations.

In view of this point it is an additional pleasure for Japan Medical Association that the First Congress of the Confederation of Medical Associations of Asia and Oceania has been convened in conjunction with the 15th General Assembly of Japan Medical Congress. I am firmly convinced that these two congresses will establish a new order in the medical cares of the world.



Drs. T. Tamiya, President of Japan Medical Society, R. P. Gonzalez, President of the Confederation of Medical Associations of Asia and Oceania, and Obata from the left.

**Congratulatory Address**  
**Your Imperial Majesties, Your Imperial Highness Princess**  
**Chichibu, Your Excellencies President Uchimura,**  
**Ladies and Gentlemen :**

RODOLFO P. GONZALEZ, M. D.

*President, Confederation of Medical Associations of Asia and Oceania*

I find no words to express myself today of the great honor that I have been bestowed in allowing my humble self to address this very important gathering. When we organized the Confederation of Medical Associations of Asia and Oceania, we never thought that our first Congress, would be honored by men like these assembled today. However, we know that the purpose behind the movement is great; we know that sometime, we have to incorporate ourselves, unit ourselves together in order to be able to improve the way of life in this part of the world. We know that Health is the greatest gift men can acquire from God, for what is Wealth if there is no Health, and Health and Happiness are two things inseparable, and therefore must be put together.

Because of our fast transportation, we who were far away before, are neighbors now. In fact time may come when we should open our national barriers for medical people for these would not be necessary any more. A patient from the Philippines may consult a specialist from Tokyo, and return to Manila after the consultation is over and vice versa. The world has become small, not because the distance has shrunked, but because we have become bigger, and have expanded, by our discoveries and inventions.

Hence, ladies and gentlemen, we have to thank the President and Officers of the 15th General Assembly of the Japan Medical Congress, and the Presidents of the Japan Medical Association, as well as the Japan Medical Sciences for their sincere and tremendous efforts to make these Scientific Congresses a huge scientific and cultural success. As a consequence, therefore, more and more scientific knowledge are disseminated to all the doctors who are attending these Congresses for the good not only of the people of Asia, soceawa but also for the rest of the world.






Dr. G. Domagk (German) making a lecture at Yasuda Auditorium of Tokyo University.

**Dr. and Mrs. G. Domagk (Chief of Bayern Laboratory, Germany)  
Visiting Japan to Attend the General Assembly**

Dr. and Mrs. G. Domagk, who won the Nobel Medical Prize by invention of Sulfonamides, reached Japan at 11.20 o'clock a. m. March 31 by a Scandinavian airplane to attend the 15th General Assembly of Japan Medical Congress.

Dr. G. Domagk made a congratulatory address at the opening ceremony of April 1, insisting on the maintenance of intimate relation between Japanese and German medicines and further cooperation of the two countries towards enhancement of human welfare. Then he delivered lectures on "chemotherapy of tuberculosis" and "chemical treatment of bacterial infections" respectively at Tokyo University April 4 and at the closing ceremony April 5.



Photograph of Dr. Albert Schweitzer.

## Message

Albert SCHWEITZER

It is to be delighted that the General Assembly of Japan Medical Congress intends to take up the enhancement of humanitarian spirits and physicians' mission in this way as one of its main themes.

I should have been much delighted if I could have attended these discussions myself. To my regret, however, some unavoidable circumstances have prevented me from leaving Lambarene.

I believe sincerely that we physicians bound to make the utmost effort for maintenance of life must inspire people with regard for dignity of life, and thereby we have a special mission to improve humankind mentally and ethically. And I am also firmly convinced that this higher spirit will lead up to possibilities of humankind to understand and solve many difficult problems of contemporary times.

## Ethics of the Medicine

Dr. Shinzo KOIZUMI

I am much impressed with the grandness and solemnity of the opening ceremony of the 15th General Assembly of Japan Medical Congress held to-day.

So far as learnings of Japan are concerned, I find boundless feeling of security in all Japanese physicians assembled in the hall for studies in present state of affairs where Japanese people has been forced to protect the future of Japan after the Great War.

In this sense I express my heartfelt respect for the Assembly.

I have been asked by President Uchimura to make a lecture, but considering myself unentitled to talk on the medicine without knowledge of what it means, I have hesitated to accept the offer. If I could find any means to finish my responsibility it is nothing but to deliver my opinion on ethics of the medicine.

And it is fully finished, as a matter of fact, only by expressing my feeling of gratitude and respect for the medicine. A reference to ethics of the medicine reminds me of a scene in Columbia University of New York several years ago. The university contains more than 19,000 students and sends out 6,500 graduates inclusive of masters and bachelors every year. As form of granting a degree each chief of college, proceeding to the platform, bestows an approval for its presentation in following words; "I wish to confer so and so degree on you." But the matter is somewhat different in case of the medicine. Before presentation of the degree the oath for Hippocrates is made by students. The Chief is found to say; "allowing you to make the oath for Hippocrates and obeying to the will of God." And students show a sign of the oath. Thus the degree is conferred upon them.

This formality makes them cognizant of

the moral responsibility to be performed by the physician. This ceremony signifies to them that the oath should be taken not only for medical techniques, but also for the moral responsibility to be pursued beforehand to carry out these techniques. Americans are generally considered to be more realistic and rational, trying to make everything clear. In this way physicians entitled to take charge of life of the man are required to reflect on their moral responsibility. All knows well the preciousness of life of the man, but often neglects to proceed to make others cognizant of this. The necessity of reflecting on this negligent attitude holds good in moralities at large. The emphasis upon this reflection indicated at the ceremony of presentation of a medical degree significantly impressed me. Then I knew for the first time Hippocrates as father of the medicine, and investigated his "oath" after I returned from America. This oath could not be found coherently, but what was meant by this oath could be found in the former part of the complete works of Hippocrates.

Another meaning of Hippocrates oath has been introduced in Japan, but seems to be somewhat different from that understood in America. Physicians treating of life of the man, and especially of the sick and weak—tyrants, as it were, wanting in resisting power and often lacking sense of stability—must be conscious of the dignity of life of the man and their own heavy responsibility. If they lack such consciousness they frequently fall into mistakes. Mistakes are common to everyone, and it is difficult to correct them. One of them may bring in its train another. It has become the tradition of physicians both in the Orient and the Occident to respect their moral responsibility. My distant relation (including doctors from



father to son) had family precepts which impressed me with the respectable spirit of the physician.

The medicine is said to be the art of benevolence, and there has been a story about a physician who delivered a bagful of rice in the shape of drug to any poor family that he called on.

What is the factor which has developed the medicine in Japan? I think it to be the spirit which physicians are believed to have in worshipping their family precepts. Face of the man becomes quite different from that as it was at his birth, and is said to show his spirit. There is a proverb in Japan saying that anyone over forty years old must

be responsible for his own face, and the same is true of the West. Our fatherland has been inherited from ancestors. It can be rather properly said that this land has not been donated by nature but by ancestors.

It is hoped that as much as possible may be hereditated to posterity. It is shameful to leave the country as it is. What is the most desirable to be handed down to next generations? It is one of our great hopes to bequeath "Japan without diseases." Although it can be expected to complete natural span of life, it may be still a long way off to exterminate diseases. I earnestly desire the day to come as soon as possible in behalf of posterity.

# TIYODA

TIYODA  
TOKYO

MODEL Rbi



## For Research & Laboratory Work

Binocular and  
Monocular microscopes  
its

Phase contrast  
Microphotographic  
Fluorescence

Dark ground (cardioid)  
Long working condenser  
equipments

Microscope Lamps  
(100, 40, 18, 10watts)




MODEL BSG

TIYODA OPTICAL CO., LTD.  
MITAKA, TOKYO, JAPAN



Figures of Dr. Erwin Baelz, founder of modern Japanese medicine, (at the left hand) and Dr. Julius Scriba (at the right hand) in Tokyo Univ., School of Medicine.




Dr. Y. Yoshitoshi making a lecture (chairmaned by Dr. S. Tasaka) at auditorium, Tokyo Univ., School of Medicine, Dept. of Internal Medicine.



Full scene of Japan Medical Association Building.



Scene of Yomiuri Hall



Scene of Yasuda Auditorium of Tokyo University.



Scene of Choson Kaikan



Scene of Gakushi Kaikan (headquarters)



### The exposition at Tokyo Trade Center attracting a number of spectators from the start.

There was opened at Tokyo Trade Center on and after March 30 the exposition of scientific exhibits and medical goods professed to be "a medical congress bright and pleasant to see." It attracted a number of spectators from the start, and all bright and modernized exhibits, showing intentions of the Congress, gave a sense of refinement to spectators.

Medical materials were exhibited enough to be well understood by people at large as well as by physicians, and exhibition of medical goods gave much delight to visitors. But there were more than two hundred companies interested in exhibiting medical supplies and medical instruments which, being on display from the second story to the fifth story, almost fatigued visitors to look around. Impression of researches Takeda Pharmaceutical Industries, Ltd. emphasized by display of genuine rats; Fujisawa Pharmaceutical Co., Ltd. and Daiichi Seiyaku Co., Ltd. undertaking to show Japanese tastes by arranging medical supplies on "tatami"; the Blood Plasma Corporation of Japan offering a radio-guided blood transfusion vehicle for display; these varieties of exhibits attracted attention of spectators.



Scene of exhibits served by Japan New Drugs Association at Tokyo Trade Center



Entrance of Tokyo Trade Center decorated with welcome posters.



Full scene of Tokyo Trade Center.




Full scene of Shimadzu Seisakusho, Ltd.



Exhibition of varieties of X ray apparatus made by Toshiba Nucleonics Co., Ltd. at gallery of Tokyo Trade Center.

Scene of exhibits served by Takeda Pharmaceutical Industries, Ltd. at gallery of Tokyo Trade Center.



Scene of exhibits served by Olympus Optical Co., Ltd. at gallery of Tokyo Trade Center.





Scene of exhibits served by Tanabe Seiyaku Co., Ltd. at gallery of Tokyo Trade Center.

Scene of exhibits served by Sankyo Co., Ltd. at gallery of Tokyo Trade Center.



Scene of exhibits served by Shionogi & Co., Ltd. at gallery of Tokyo Trade Center.



Scene of exhibits served by Chugai Pharmaceutical Co., Ltd. at gallery of Tokyo Trade Center.



Scene of exhibits served by Teikoku Hormon Mfg. Co., Ltd. at gallery of Tokyo Trade Center.



Scene of exhibits served by Ono Pharmaceutical Co., Ltd. at gallery of Tokyo Trade Center.



Scene of exhibits served by Meiji Seika Kaisha, Ltd. at gallery of Tokyo Trade Center.

Scene of manufactured goods exhibited by Shimadzu Seisakusho Ltd. at his own building of Tokyo Branch Office.



Scene of exhibits served by Daiichi Seiyaku Co., Ltd. at gallery of Tokyo Trade Center.



*Shimadzu*

# X-RAY APPARATUS

*300 mA Radiography feasible on home line!*

*No kV chart and tube-current adjustment required!*

Model "TAKAO"

Condenser Discharge Type X-ray Unit  
(also workable as half-wave rectification X-ray unit)




Photo shows X-ray Unit Model  
TAKAO and Screening Stand  
Type GS-II

- Best suitable for routine diagnosis
- Low-priced
- Radiography of any part of body is made possible by Electronic Timer, Push Button System Tube Current Selector

## BUSINESS LINES

Scientific Apparatus  
Atomic Power Apparatus  
Electrical Instruments  
Automation Instruments  
Material Testing Machines  
X-ray Apparatus  
Speed Reducing Gears  
Industrial Machines



## SHIMADZU SEISAKUSHO LTD.

FOREIGN TRADE DEPT.: 2, Kanda-Mitoshirocho, Chiyoda-ku, Tokyo  
Cable add. "SHIMADZU TOKYO"

HEAD OFFICE & PLANTS: KYOTO

BRANCHES: Tokyo, Osaka, Fukuoka, Nagoya, Hiroshima, Sapporo.

# Toshiba

THE MOST RELIABLE MAKER OF  
ELECTRO MEDICAL PRODUCTS IN JAPAN

Representing Japan's electric machinery industry as the leading manufacturer of general electric products, TOSHIBA is also second to none in the field of electro-medical apparatus.



Picture of manufacture of Co60 irradiation equipments in Fuji Works of TOSHIBA.  
Products are being manufactured continuously under strict quality control, and being sent home and abroad.

#### MAIN PRODUCTS

X-Ray Apparatus	Electro-Cardiograph
Radio-Isotope Therapy Units	Electro-Encephalograph
X-Ray Tubes & Rectifiers	
Intensifying, Fluoroscopic Screens	Oxygen Tent
Radiation Measuring Equipments	Blood Refrigerator

**TOSHIBA NUCLEONICS CO., LTD.**  
(TOSHIBA HOSHASEN KAISHA)

Head Office :  
7-5, GINZA, CHUO-KU, TOKYO  
TEL. (57) 5571-4 6171-5



Scene of exhibits served by Banyu pharmaceutical Co. Ltd., at gallery of Tokyo Trade Center.

Scene of exhibits served by Fujisawa Pharmaceutical Co., Ltd. at gallery of Tokyo Trade Center.



Scene of exhibits served by Eisai Co., Ltd. at gallery of Tokyo Trade Center.





Scene of exhibits served by Yamanouchi Pharmaceutical Co., Ltd. at gallery of Tokyo Trade Center.



Scene of exhibits served by Hitachi, Ltd. at gallery of Tokyo Trade Center.



Scene of exhibits served by Pfizer Taito Co., Ltd. at gallery of Tokyo Trade Center.

## The Closing ceremony finished at the accompaniment of the music "light of fireflies."

It rained on 5th April, the last day of the General Assembly, but every assembly hall was almost crowded. The closing ceremony was to be opened at Yasuda Auditorium of Tokyo University from 3 o'clock p. m., and about 2,000 seats had been crowded at the appointed time. With chairmen of scientific sessions in the uppermost front row, there were seated invited foreigners inclusive of Dr. and Mrs. G. Domagk, President Uchimura and officials of the General Assembly. The ceremony was opened at 3.4 o'clock p. m., and all stood up to listen to the national anthem played by Japanese Physicians' Orchestra under baton of Dr. Shuichi Fukase, Head of Hibiya Hospital. The first part of the formality was commenced with performance of the beautiful music. After a recess Dr. G. Domagk, led by President Uchimura to the platform in the limelight of news cameras, made a special lecture on chemo-

therapy of acute bacterial infections. The second part consisted of the playing of the march. In the third part the closing rituals were held. As the rituals went on, there stood abreast Honorary President and Honorary Officials on the platform. Chief of Preliminary Committee Miki reported the results of the Assembly. Then President-Elect of the next Assembly Arai Imamura, professor emeritus of Osaka University, and Vice-Presidents Takeo Ozawa and Yuji Hosoya made clear their determination for the next Assembly respectively. Yoshito Kobayashi, Vice President of Japan Medical Association, finished the ceremony by appreciating achievements of the Assembly. With concerted singing of all attendants to the accompaniment of the tune "light of fireflies" all programmes of the 15th General Assembly of Japan Medical Congress were satisfactorily completed at 4.10 o'clock p.m.



View of the closing ceremony of the 15th General Assembly of Japan Medical Congress (at Yasuda Auditorium, Tokyo Univ.)



## The First Confederation of Medical Associations of Asia and Oceania opened

The First Confederation of Medical Associations of Asia and Oceania was held at the second story of new building of Imperial Hotel from 1 to 4 o'clock p.m. March 31, and there was a peaceful conference on regulations of the Confederation, charges and the site of next Confederation.

In this conference under the presidency of Dr. R. P. Gonzalez there participated delegates from Indonesia, Formosa, Australia, Burma, Iran and other Asian countries. Dr. T. Tamiya, President of Japan Medical Society, represented Japan in the conference.

In conclusion Dr. T. Takemi, President of Japan Medical Association, was introduced

to the conference as President-Elect of next Confederation by Dr. R. P. Gonzalez, and the former's greeting was followed by shaking hands of President and President-Elect. The conference was closed at 4 o'clock, and later all attended a reception party by President of the General Assembly Uchimura to be held at 5 o'clock.

Scientific meeting was held at Japan Medical Association Building from 2 o'clock p.m. April 4, and there were lectures by foreign delegates, and Drs. Kitaoka and Shishido. After the meeting was finished a social reception was held at the hall of the same building.



Scene of delegates of Southeastern Asian Countries talking together intimately.





Dr. and Mrs. R. P. Gonzalez arriving at Haneda Airport.  
From the right Drs. T. Takemi, President of Japan Medical Association, Obata, T. Tamiya, President of Japan Medical Society, to receive them, and Dr. R. P. Gonzalez.



Dr. and Mrs. G. Domagk reaching Haneda Airport.



Dr. R. P. Gonzalez, President of the Confederation of Medical Associations of Asia and Oceania, addressing to the conference (at Inperial Hotel, Tokyo).



President-Elect T. Takemi, President of Japan Medical Association, making a congratulatory address (at Inperial Hotel).




General view of the assembly hall of Japan Medical Association Building (the central figure is late Dr. S. Kitazato)

### AGENDA

- 1) Call to order by the presiding officer.
- 2) Introduction of the guests by the president.
- 3) Welcome Address.
- 4) Presidential address of Dr. Rodolfo P. Gonzalez, president, Confederation of Medical Associations of Asia and Oceania.
- 5) Reception of delegates and representatives from other countries by the President.
  - a) Introduction of the senior delegates of each member association to the president by the Secretary. Introduction of the members of the delegations by the senior delegate to the president and to the general assembly.
  - b) Introduction of the senior representative by the Secretary of other organizations represented in the first General Assembly.
- 6) Introduction of other speakers by the President.
- 7) Report of the senior delegates of member associations and some problems existing in their respective countries.





President T. Takemi addressing to the audience.



Minister of Education Hashimoto making a congratulatory address.



Dr. R. P. Gonzalez, President of Philippines Medical Association, making a congratulatory address.



Invited foreign scholar making a lecture.



Foreign representative making a lecture.



Foreign delegate delivering a lecture.



Foreign delegate making a lecture.





Dr. T. Tamiya, President of Japan Medical Society, addressing to the audience.



Dr. M. Kitaoka making a lecture.



Invited foreign scholar making a lecture.



Foreign scholar making a lecture.



Foreign delegate making a lecture at the hall of Japan Medical Association Bldg.





Reception party held by President Uchimura at Chinzan-So

### **A reception party by President of the General Assembly Uchimura.**

A reception party was held at the Chinzan-So in the evening of March 31 in behalf of foreign visitors by President of the General Assembly Uchimura. There attended the party almost all officials and chairmen of the Assembly. Among foreign attendants there were found Drs. G. Domagk, A. J. Barsky, L. J. Soffer, German Ambassador to Japan, and delegates of the Confederation of Medical Associations of Asia and Oceania. They gathered together here and there, drinking cocktails. Japanese fashioned shows, Japanese dishes served at booths and charming figures of ladies—all these varieties aroused a gaiety atmosphere on the eve of the Assembly.



Reception held by Mr. and Mrs. T. Domen, President of Ajinomoto Co. at his residence

From the right Dr. R. P. Gonzalez, Mrs. Domen and Mr. Domen.

### Foreign visitors invited at a Japanese home.

Considering it to be regrettable that foreign visitors to Japan have returned to their country without obtaining access to or knowledge of Japanese home, Mrs. Uchimura, wife of President of the General Assembly, and other ladies obtained sincere cooperation of Mrs. T. Domen, wife of President of Ajinomoto Company, and invited foreign attendants and their ladies at her residence, Todoroki, Tamagawa, Setagaya-ku, Tokyo after the end of the opening ceremony. They enjoyed a spring evening in the gaiety atmosphere to their satisfaction.

Mrs. Domen said in connection with this party; "I hope that foreign visitors may get any understanding of the facts of Japanese home by our little entertainments, and I should be much delighted if this reception would contribute even a little to the international friendship.



Scene of cordial talks of Drs. Uchida, Tamiya, Takemi and others with German scholars invited to the General Assembly at a banquet given in behalf of them by German Ambassador to Japan on April 2.

Reception held at Kiyozumi Garden, Koto-ku, Tokyo, by Governor of Tokyo.



Scene of Governor Yasui showing appreciation of efforts of invited foreign scholars in spite of the claims of his busy times.





View of reception party held on April 4, at Japan Medical Association Bldg. after scientific sessions of the Confederation of Medical Association of Asia and Oceania.

From the right Dr. R. P. Gonzalez, Dr. Ogata, Dr. Gonzalez's daughter, Mrs. Gonzalez, Mrs. Tamiya, President Uchimura, Mrs. Uchimura and Mrs. Takemi.



From the left Drs. Kitaoka, Gonzalez, and Toyokawa.



Scene of Princess Chichibu talking cordially with foreign ladies at Sogetsu Kaikan, Mrs. Uchimura standing behind Princess Chichibu



Princess Chichibu shaking hand with wives of delegates from Southeastern Asian countries at Sogetsu Kaikan, Mrs. Uchimura standing behind Princess Chichibu.



Invited foreigners viewing flower arrangement performed by Mr. Teshigawara at Sogetsu Kaikan.



Wives of delegates from Southeastern Asian countries viewing flower arrangements with their earnest eyes.





“Kimono” shows held at a palace room, Mitsukoshi Department Store.



Delegates of various countries giving cheers at beautiful appearance of a manequin bride.



Scene of materials of Japanese medical history exhibited at Matsuzakaya Department Store, Ginza, Tokyo, figure of Genpaku Sugita, father of the Japanese medicine indicated there.

### Exhibition of materials on the medical history of Japan made at Matsuzakaya Department Store

“Catalogue of the books exhibited at the earlier phases of the western medicine in Japan” was published at Matsuzakaya Department Store, Ginza, Tokyo, from 28th March to 7th April as one of events of the 15th General Assembly of Japan Medical Congress. Among them materials indicated as follows show original experiments conducted in the Edo Period. Even in the Edo Period harassed by particular circumstances of the national isolation and self-complacent ideas of the feudal society there were a few original experiments to prove themselves worthy of world reputation. Works of three representative scholars will be shown in chronological order as belows.

1. “San Ron” (On Child-birth) by Shigen Kagawa.
2. “Oranda Iwa” (On New Medical Science) by Soteki Fuseya
3. “Yoka Hiroku” (A Book on Surgery for Initiation to His Followers) by Soken Honma
4. “Nyugan Chikenroku” (A Record of the Methods of Curing Mammary Cancer) in Seishu Hanaoka’s own handwriting
5. “Yakuhin Sakuyo” by Seishu Hanaoka
6. “Seino Hiroku” (A Secret Book to Medical Doctors) (copy)
7. A Book of Secrets on Narcotic Drugs
8. The Raw Materials of Narcotic Drugs used by the Hanaoka School.



Dr. R. P. Gonzalez and delegate of Australia viewing a copy of Asian Medical Journal presented by F. Miyasaka, editor of this Journal.

### **Dr. R. P. Gonzalcz Agreed to Take a Seat in the Editorial Advisory Board of Asian Medical Journal**

In order to present a souvenir in the token of gratitude to Dr. R. P. Gonzalez, President of the Confederation of Medical Associations of Asia and Oceania, who had sent a message to this journal, T. Okada, President of this journal, Editors F. Kotake and F. Miyasaka and T. Asano, chief of the Liaison Section of this journal, called on him at Imperial Hotel on 4th April. Expressing much thanks he gave encouragement words to us saying that he would spare no effort for purposes of Asian Medical Journal, and insisting that we should bend our efforts for improvement of the medicine in Asia.

President Okada, impressed with Dr. R. P. Gonzalez's good intentions and determined

to do his best, requested the doctor to cooperate as an editorial advisor of this journal. Wishing it honor to take a seat in the editorial advisory board with Drs. T. Tamiya, T. Takemi and other prominent scholars, he was pleased to accept this offer.

Despite the claims of his busy times he gave us letters of introduction addressed to leading personages of medical associations in Southeastern Asia.

Moved with his earnestness and determined to develop the peace and the happiness of people in Asia and Oceania even by our poor ability, we shook hand and reluctantly parted with him.



*Beautiful Relics  
of Ancient Japan  
yield Modern Technics*



Delicate hands fashioned in tradition for more than two thousand years; Keen intellect abreast with modern science; These two side by side have spelled Success, Fame and G-C's products.

ECONOMY COMBINED WITH QUALITY

## PRODUCTS

Dental Cements	Dental Acrylic Resin
Amalgam Alloy & Dental Mercury	Artificial Teeth
Gutta Percha Product for Dental Works	Dental Alloys
Dental Impression Materials	Dental Abrasives
Dental Waxes & Base Plate	.....etc
Dental Investment & Artificial Stone	80 Kinds of Dental Materials

**THE G-C CHEMICAL MANUFACTURING CO., LTD.**

183 Motohasunuma, Shimura, Itabashi-ku, Tokyo  
Cable Address: GCCL TOKYO



## The 2nd WHO Dental Health Seminar in the Western Pacific Region

Seiichi OCHIAI, Doctor of Dentistry

*Department of Pedodontics Tokyo Medical and Dental University*

The World Health Organization, Dental Health Seminar in the Western Pacific Region was held at Adelaide, Capital of South Australia, from February 10 to 20, 1959. This is the second meeting of this function, and the first one was opened at Wellington, New Zealand, in May, 1954.

The Seminar was conducted as an inter-country project of the WHO Western Pacific Regional Office in cooperation with the Department of Health of the Commonwealth of Australia and the Australian Dental Association. The participating countries in this Seminar were Australia, Ceylon, China, Federation of Malaya, Fiji, Hong Kong, India, Indonesia, Japan, Korea, Netherlands New Guinea, New Zealand, Pakistan, Philippines, Sarawak, Singapore, Territory of Papua and New Guinea, Thailand, U. S.

Trust Territory of the Pacific Islands, Viet Nam, and Western Samoa. From these countries, 43 members were represented. Further, the following dental experts served as Consultants: Dr. D. J. Galagan, Assistant Chief, Division of Dental Public Health, United States Public Health Service, Washington, D. C.; Prof. J. Waerhaug, Professor of Dentistry and Head of the Department of Periodontia and Crown and Bridge, the Norwegian State Dental School, Oslo, Norway; Prof. J. Walsh, Dean of the Faculty of Dentistry, University of Otago Dental School, New Zealand; Prof. T. D. Campbell, Dean of the Faculty of Dentistry, University of Adelaide, Australia; Dr. F. B. Rice, WHO Headquarters in Geneva, Switzerland; Dr. S. Falkland, WHO Western Pacific Regional Public-Health Administrator in Manila, Phi-

ippines; Dr. J. M. Cruikshank, WHO Area Representative, Sydney, Australia.

The Director of the Seminar was Mr. G. MacDonald of Adelaide who was formerly the Deputy Director of Education in South Australia. Owing to the great efforts and excellent ability of Mr. MacDonald and the Consultant members to preside the meeting, the Seminar from the opening ceremony to the closing session was always surrounded by comfortable and friendly atmosphere. Almost all participants were satisfied completely by the well-organized program planning of the Seminar.

The purpose of the Seminar is to review the accomplishments in dental health in the Western Pacific and South-East Asian countries during the past five years (since the first Seminar in New Zealand), particularly in the field of preventive dentistry, and to identify and discuss current dental health problems in the Western Pacific and South-East Asian countries, and the role of the national health administration and dental profession in the solution of these problems. The Seminar also discussed standardization of reporting dental health case.

Based on these purposes, the four topics, such as "Current technics for the prevention and control of dental diseases", "Dental health program administration and personnel utilization", "Method for recording, surveying, evaluating and reporting dental conditions", and "Evaluation of present services and plans for the development of dental health program in the country participating the Seminar" were presented during the Seminar.

Generally, the Seminar was consisted of two parts: plenary session and discussion groups. Concerning each topic, the plenary session was held at first to introduce the working papers closely associated with the topic. These working papers were prepared by some consultants and participants before the Seminar and selected by the consultant group. Three working papers for each topic were presented at the plenary session. After the introduction of the working papers by

writers, the guiding lines for group discussion along the contents of the papers were indicated. The whole members including the consultants and participants, then, were divided into four discussion groups, and a small room suitable for intimate discussion was assigned to each discussion group. Each discussion group elected its own chairman and discussed the topic along the guiding lines. After discussion of two days, the final draft of each group was handed to the Resource Officer. Again, the plenary session was opened. The Resource Officer presented the final drafts of each group to the whole members and the discussion was made to decide finally consolidated reports, including the results from the guiding lines and the recommendation based on the results.

By repeating such procedures at each topic, the subject was presented, discussed and the consolidated reports were determined.

For your reference, the title of the working papers prepared and the guiding lines for each topic will be shown here.

Topic I. Current technics for the prevention and control of dental diseases.

The discussion was based on the following three working papers.

1. Methods for the prevention and control of dental diseases, particularly periodontal diseases, which can be applied by a dental health service.

By Prof. J. Waerhaug of Norway

2. Food and Dental Health. A study of some basic factors as seen in the Australian Aboriginal.

By Prof. T. D. Campbell of Australia

3. Health education of the public for dental health.

By Mr. C. J. Sundram of Malaya  
Guiding lines for discussion groups.

1. Causes of periodontal diseases.
  2. Prevention of periodontal diseases.
  3. Conclusion to be drawn from a study of the aboriginal.
  4. The objectives of dental health education.
  5. The technics of dental health education.
- Topic II. Dental health program administ-



ration and personnel utilization.

The discussion was based on the following three working papers.

1. Guiding principles in the organization and administration of a dental health service.

By Dr. D. J. Galagan of the U.S.A.

2. The role of the profession in a dental health service.

By Prof. J. P. Walsh of N.Z.

3. The role of the auxiliary personnel in a dental health service.

By Mr. Abdul Karim of Malaya

Guiding lines for discussion groups.

1. What is an adequate dental health program.
2. Evolution of the program.
3. Financing of a dental health program.
4. Role of the profession in the program.
5. Role of the auxiliary personnel in the program.

Topic III. Methods for recording, surveying, evaluating and reporting dental conditions.

The discussion was based on the following three working papers.

1. Present status of reporting dental diseases and recommendations or means for their standardization.

By Dr. D. J. Galagan of the U.S.A.

2. Methods for making a dental health survey and reporting the results.

By Dr. Keijiyo Takagi of Japan

3. Evaluating a dental health service.

By Dr. G. H. Leslie of N.Z.

Guiding lines for discussion groups.

1. Purposes of measuring dental diseases.
2. Indices for selected dental diseases.
3. Standardization of procedure.
4. Processing and reporting of data in dental diseases.
5. Evaluation of dental health and dental services.

Topic IV. Evaluation of present services

and plans for the development of dental health programs in the countries in the Seminar.

The discussion was based on Working Paper by Prof. J. Waerhaug of Norway. This paper was made by summarizing and editing the country reports presented by the participating countries. The title of the paper was.

Summary of accomplishments in dental health in the Western Pacific and South East Asia area during the last five years.

The topic was initiated by a panel with Prof. Waerhaug as moderator, and the following members, Dr. K. T. Adamson (Australia); Dr. J. C. Manchanda (India); Dr. R. Soemantri (Indonesia); Mr. Ratu Vosailagi (Fiji).

Guiding lines for the information of discussion group.

1. Organization and administration of the program.
2. Service available.
  - A. Curative
  - B. Preventive
  - C. Health education
  - D. Research
3. Personnel.
4. Future plans.

The consolidated reports and recommendations for these topics will be informed in Report on the Dental Health Seminar soon published by WHO. The administration and practice of dental health program at each country will follow the reports and recommendation, until the Third WHO Dental Health Seminar will be held at some place in Asia in 1964. After the WHO Seminar was completed, all participants and consultants were invited to the 15th Australian Dental Congress which was held at Adelaide from February 23 to 27, 1959.

## Outline of the 34th General Assembly of Japan Dental Machine Congress

The 34th General Assembly of Japan Dental Machine Congress was held at Dental Machine Building, 3-8, Harukicho, Bunkyo-ku, Tokyo, on 8th. April, and held the session for lectures from 9.40 a.m. to 4.10 o'clock p.m. The lectures were made as follows.

Opening address      Kikuo Otsuki, President of the Congress

1. Corposcope (15 minute)  
Masuo Takahashi, Hospital attached to Nikko Denki Seikoshu, Furukawa Denki Kogyo Co., Ltd.
  2. Supplementary notes on quality of surgeon's knife (15 minutes)  
Takayoshi Hayashi, Yoshimatsu Okata, Eiji Ogasawara, Tarokichi Takanazana, Masataro Nakayama, Tamotsu Chiba.  
Laboratory for Research of Low Temperature Science.
  3. On Entoptoscope in combined use of intra-osseous scope and peritoneoscope initiated by himself (15 minutes)  
Takaaki Mori
  4. Pulse number of patients operated under general anesthesia, indicator of the body temperature. (15 minutes)  
Shiichi Wada, Minato Ikagaku Kogyo Co., Ltd.
  5. Experiment on observation apparatus of ultraviolet roentgenogram  
Maizo Takahashi, Kazuo Hagiwara, Toshizo Saito.  
Nihon Univ., School of Medicine, Dept. of Radiotherapeutics
  6. New apparatus for artificial anus of patients of rectal cancer—Ishida's apparatus for artificial anus.  
Michitaro Ishida, Kyoto Prefectural College of Medicine
  7. On Kuvette Densimeter for determining the flux by heart beat. (15 minutes)  
Masao Nagano, Masaji Ito, Shoei Tobe, Yukio Fukuda, Yoshio Onuma,  
Yokosuka District Hospital, Maritime Safety Corps
  8. Trial manufacture of laryngopharango camera (15 minutes)  
Ichiro Kirikae, Junichi Suzuki  
Tokyo Univ., School of Medicine, Dept. of Otorhinolaryngology
  9. Device of first-aid accessories (15 minutes)  
Bunkichi Wakasugi, Tokyo Univ., School of Medicine, Seminary of Anesthesia
  10. Automatic haemodynamometer (15 minutes)  
Mitsuru Horiguchi
  11. On devised movable bed (15 minutes)  
Chun Yui Wan, Keio Univ., School of Medicine, Plastic Surgery
- Special lecture  
Diagnosis of stomach diseases chiefly by means of gastro camera  
Takeo Hayashi, Prof. of Tokyo Univ.
- Closing address      Kikuo Otsuki, President of the Congress





A New Vitamin B<sub>1</sub> Derivative

# TPD

**Thiamine Propyl Disulfide**

# ALINAMIN

» Takeda «

the astounding wide range of utilization compared with common vitamin B<sub>1</sub>, and new therapeutic fields opened by the discovery of this new agent.

This thiol-form derivative of thiamine, thiamine propyl disulfide, has brought a chance to make a big stride in the vitamin B<sub>1</sub> therapy, especially in the treatment of various neural diseases, with its easy transformation to cocarboxylase and longer retention in the organs.

The possibility of massive dose therapy by oral administration is also one of its superior properties.

*Forms of Supply:*

Injectable Solution: 5 mg./ml., 1 cc. & 2 cc. size

Sugar-Coated Tablets: 5 mg./tab.



TAKEDA

manufactured & distributed by  
TAKEDA PHARMACEUTICAL INDUSTRIES, LTD.

OSAKA JAPAN